

Ryan Villopoto
Monster Energy Kawasaki
2013 AMA Supercross &
AMA Motocross
Champion



Jorge Lorenzo
Yamaha Factory



Chad Wienen
Wienen Motorsports

D.I.D.[®]
Racing Chain
Powered by Technology
D.I.D.
DIRTSTAR[®]
RIMS

www.didchain.com

D.I.D.[®]

VX PRO-STREET SERIES ECONOMICAL X-RING[®]

Low Friction
Sealed Chain

X-RING

Seamless Solid
Bushing

SOLID BUSHING

Gold Finish

GOLD

Racing Chain

RACING



Available in Gold or
Unplated Steel

428/520/525/530VX GOLD
High Performance X-Ring[®]

- Economical Low Price
- Low Friction X-Ring[®] Chains
- Greater Rigidity for Less Power Loss
- Long Wearing, High Mileage Chains

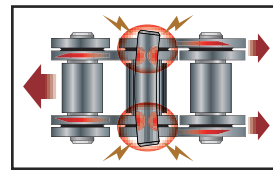
PRO-STREET X-RING[®] VX

Chain	Disp. c.c.
428VX	Max. 350c.c.
520VX2*	Max. 750c.c.
525VX	Max. 900c.c.
530VX	Max. 1000c.c.

D.I.D.'s New Pro-Street X-Ring[®] VX Series replaces the O-Ring V Series and X-Ring[®] VM Series. Connecting links are not interchangeable

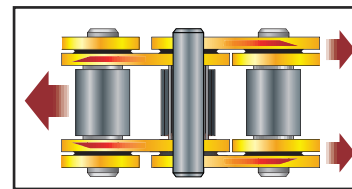
*520VX2 is also recommended for ATV's and Offroad Motorcycles

LOWER RIGIDITY



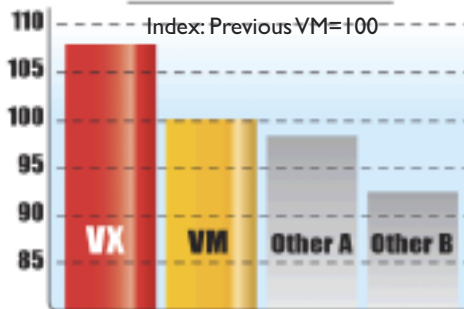
Pins Flex Robs Horsepower

HIGHER RIGIDITY



Pins Resist Flexing Reducing Power Loss

RIGIDITY INDEX CHART



*The above rigidity is based on average of 520/525/530.

D.I.D.'s Rigidity - Strength you can actually feel.

Tensile Strength has been considered to be the measure of a chain's strength, but it is actually a static measurement of a chain's breaking point under lab conditions. When developing chain for top MotoGP teams, D.I.D.'s goal was to make the best chain possible to transfer the engine's maximum power to the rear wheel. To this endeavor, the D.I.D. team of engineers primary focus was to reduce power loss. This meant creating a race chain that had Tremendous



Cal Crutchlow
Monster Yamaha Tech 3

ZVM-X SUPER STREET SERIES

STRONGEST - HIGH MILEAGE

Low Friction
Sealed Chain



Seamless Solid
Bushing



Gold Finish



Racing Chain



Available in Gold,
Unplated Steel or
(Silver In North America
Only)

520/525/530ZVM-X GOLD
The High Mileage Champion
High Performance Heavy Duty X-Ring®

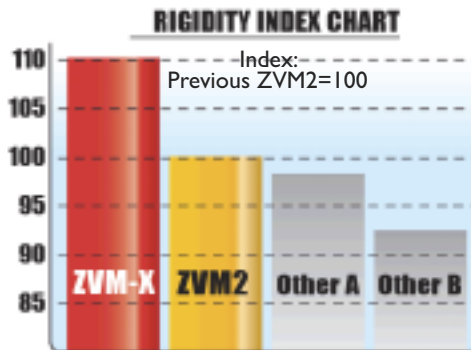
SUPER STREET X-RING® ZVM-X

Chain	Disp. c.c.
520ZVM-X	Max. 1200c.c.
525ZVM-X	Max. 1300c.c.
530ZVM-X*	Max. 1400c.c.

*The 530ZVM-X is also applicable for custom V-Twins

Strength - not just numbers from lab tests. When the motorcycles are accelerating, chains flex from the massive torque. This flex is what robs power. D.I.D.'s new ZVM-X and VX series chains have increased rigidity to minimize flex, so riders can get the bikes full power to the ground. In addition, higher rigidity creates smoother handling and faster response times as well as reduced power loss - High Performance you can actually feel.

- Low Friction X-Ring® Chains
- Greater Rigidity for Less Power Loss
- Longest Wearing
- Strongest D.I.D Chain



*The above rigidity is based on average of 520/525/530.

2013 MotoGP Final Standing

1	Marc Marquez	-
2	Jorge Lorenzo	D.I.D.
3	Dani Pedrosa	-
4	Valentino Rossi	D.I.D.
5	Cal Crutchlow	D.I.D.
6	Alvaro Bautista	-
7	Stefan Bradl	-
8	Andrea Dovizioso	D.I.D.
9	Nicky Hayden	D.I.D.
10	Bradley Smith	D.I.D.



Josh Herrin
Monster Energy
Graves Yamaha
2013 AMA
Superbike
Champion

Photo:
Brian Nelson

D.I.D.[®]

EXCLUSIVE RACING CHAIN FOR ROAD RACING

Low Friction Sealed Chain



Seamless Solid Bushing



Gold Finish



Racing Chain



520ERV3 GOLD

The Road Racing Champion
Light Weight, Low Friction X-Ring[®]

ER ROAD RACING

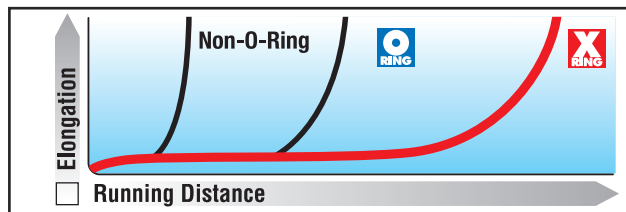
Chain	Disp. c.c.	Main Feature
415ERZ*	Max. 250c.c.	Non-O-Ring
520ERS2	Max. 250c.c.	
520ERV3	Max. 750c.c.	X-Ring [®]

*415ERZ replaces 415ER connecting links are NOT interchangeable

SEAL COMPARISON CHART (Power Robbing Pressure Between Plates)

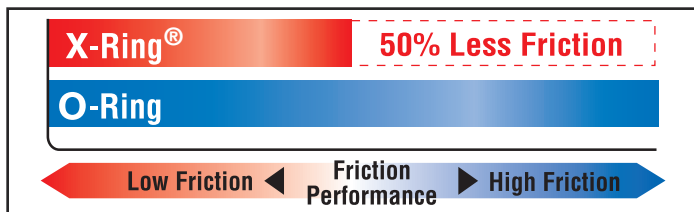
	Seal Shape	Friction Index
DID X-Ring [®]		
Normal O-Ring		
Other A		
Other B		

1.5 TO 2 TIMES LONGER WEAR RESISTANCE (Compared with Normal O-Ring)



The X-Ring's four contact points greatly increase its sealing performance. This keeps the dirt out and the lubrication in much better than any other type of sealed chain. X-Rings have the greatest wear resistance of any other type of sealed or Non-O-Ring chain.

HALF THE POWER LOSS (Compared with Normal O-Ring)



D.I.D.'s PATENTED X-Ring[®] construction reduces friction by twisting between the side plates instead of being squashed. Normal O-Rings and other makers' modified O-Rings have squashed points that increase friction. The twisting action of the X-Ring[®] disperses the pressure and minimizes power loss.

X-Ring[®] is a USA Registered Trademark of D.I.D.-Daido Kogyo Co., Ltd., Japan

Photo: KTM Images



Christopher Fillmore
KTM/HMC Racing

ENDURO, OFFROAD AND ATV RACING CHAIN

Low Friction
Sealed Chain



Seamless Solid
Bushing



Gold Finish



Racing Chain



520VT2 GOLD
Narrow
Low Friction X-Ring®

ENDURO RACING NARROW X-RING®

The 520VT2 is designed for Enduro racing motorcycles that can not accommodate a wider sealed chain due to clearance limitations.

Low Friction
Sealed Chain



Seamless Solid
Bushing



Gold Finish



Racing Chain



520ATV GOLD
Low Friction X-Ring®

ATV RACING X-RING®

Thicker reinforced sideplates are used to provide extra strength for Quad Racing. Special steel alloy is used to protect against "heat cracking" in cold weather due to severe heating and cooling during competition.

ER OFFROAD RACING

Chain	Disp. c.c.	Main Feature
415ERZ*	50-85c.c.	Mini MX
520ERS2	Max.250c.c.	Trials/Non-O-Ring
520ERV3**	Max.750c.c.	X-Ring®
520VT2***	Max.500c.c.	Narrow X-Ring®

*415ERZ replaces 415ER connecting links are NOT interchangeable
 **ERV3 and former ERV2 connecting links are NOT interchangeable
 ***VT2 and VT connecting links are NOT interchangeable

ATV RACING

Chain	Disp. c.c.	Main Feature
520ATV	Max 750c.c.	X-Ring®



Chad Wienen
Wienen Motorsports
2013 AMA ATV
MX Champion

D.I.D.[®]

RACING CHAIN FOR MOTOCROSS,

SDH Pin Treatment

SDH PIN

Seamless Solid Bushing

SOLID BUSHING

Gold Finish

GOLD

Racing Chain

RACING



520ERT2 GOLD

Born to win races - DID 520ERT2's professional performance has been #1 among top factory SX/MX teams. And D.I.D.'s exclusive SDH technology is not the only secret, the optimum balance between lightweight and strength brings you to on top of the podium.

SDH Pin Treatment

SDH PIN

Seamless Solid Bushing

SOLID BUSHING

Gold Finish

GOLD

Racing Chain

RACING



NEW 520DZ2 GOLD

The new DID 520DZ2 is a high performance chain available at an affordable price. Designed to meet demands of the most grueling MX tracks, the 520DZ2 is designed to meet the challenge. Now greatly updated with D.I.D.'s exclusive SDH technology.

2013 AMA SUPERCROSS RESULTS

	NAME	CHAIN	RIMS
1	Ryan Villopoto	D.I.D.	DIRTSTAR.
2	Davi Millsaps	-	-
3	Ryan Dungey	D.I.D.	DIRTSTAR.
4	Justin Barcia	D.I.D.	DIRTSTAR.
5	Chad Reed	D.I.D.	DIRTSTAR.
6	Trey Canard	D.I.D.	DIRTSTAR.
7	Andrew Short	-	-
8	Justin Brayton	-	-
9	James Stewart	D.I.D.	-
10	Broc Tickle	D.I.D.	DIRTSTAR.

520DZ

520DZ2 2x Longer Life with SDH Technology

WEAR AND STRENGTH

Chain	Wear Resistance*	Tensile Strength
520DZ2**	410	7,870 lbs.
520ERT2	430	8,100 lbs.
520MX	440	8,930 lbs.

* Non-O-Ring = 100

**520DZ2 replaces 520DZ connecting links are not interchangeable



James Stewart
Yoshimura Suzuki
2013 Monster Energy
Cup Champion

SUPERCROSS AND MINI BIKE RACING



520MX GOLD

The DID 520MX is the toughest offroad chain with the highest tensile strength; designed for rough, muddy condition. With D.I.D's exclusive SDH technology, this super strong chain is the one you can depend on to handle toughest races.

SDH Pin Treatment



Seamless Solid Bushing



Gold Finish



Racing Chain



420NZ3 GOLD / 428NZ GOLD

D.I.D never compromises even for Mini bike racing chain. This youngest brother of the D.I.D MX racing chain line has the same solid bushing and SDH pin surface treatment for greatest performance. Future Champions ride with this chain.

SDH Pin Treatment



Seamless Solid Bushing



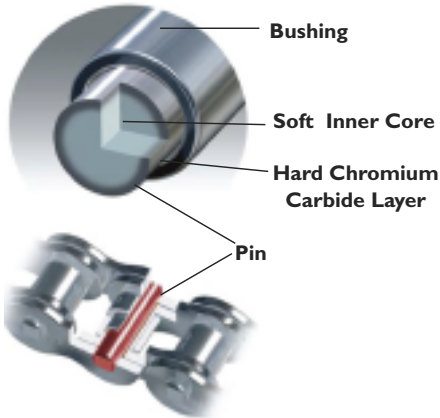
Gold Finish



Racing Chain



EXTREME IMPACT PIN STRENGTH



SDH Pin Surface Treatment – Secret behind Winning

The D.I.D chain advantage isn't just limited to light weight and superior strength. D.I.D's exclusive SDH pin treatment is another secret behind their winning performance. The SDH pin treatment creates an extremely hard chromium carbide layer on the pin surface which increases chain life. And at the same time the pin's inner core remains soft to absorb the tremendous shock loads of triple jumps without breaking.

ER SX & MX RACING

Chain	Disp. c.c.	Main Feature
420NZ3*	Max. 150c.c.	Mini MX
428NZ	Max. 100c.c.	Mini MX
520DZ2**	Max. 450c.c.	Great Value
520ERT2***	Max. 450c.c.	SX Champion
520MX	Max. 500c.c.	Heavy Duty

*420NZ3 & former 420NZ2 connecting links are NOT interchangeable.

**520DZ2 & former 520DZ connecting links are NOT interchangeable.

***520ERT2 and former 520ERT connecting links are NOT interchangeable.



Ryan Dungey
Red Bull KTM Factory

Photo:
KTM Images



D.I.D Chain and Sprocket Kits may contain either a gold or unplated steel ZVM-X or VX chain, Please see product sticker on kit boxes for motorcycle model fitment and chain information. For detailed information on the ZVM-X Super Street and VX Pro-Street Series Chains see pages 2, 3 and page 15 of this catalog.

Deformation during hard acceleration, creates chain flex that causes power loss. D.I.D's VX Pro-Street and ZVM-X Super Street Chains have increased Rigidity in order to reduce this flex, thus minimizing power loss.

- Kits feature ZVM-X Super Street or VX Pro-Street High Performance X-Ring[®] Chains
- Premium quality High Carbon heat treated steel rear sprockets
- Chromemoly steel countershaft sprockets for superior strength
- Kits are designed to replace your stock OE gearing
- Available for Honda, Kawasaki, Suzuki, Triumph and Yamaha street bikes

Maker	Kit P/N	Application	Year	Chain	Length	Front	Rear
Honda	DKH-001	CBR 600 F 4i	01-06	525VX	108	16	46
	DKH-002	CBR 600 RR	03-06	525VX	112	16	43
	DKH-003	CBR 600 RR/RA	07-12	525VX	112	16	42
	DKH-004	VFR 800 FI Interceptor	02-12	530VX	110	16	43
	DKH-005	CBR 929/954 RR	00-03	530VX	108	16	43
	DKH-006G	CBR 1000 RR	04-05	530VX Gold	114	16	41
	DKH-007G	CBR 1000 RR	06-07	530VX Gold	114	16	42
	DKH-008G	CBR 1000 RR	08-13	530ZVM-X Gold	116	16	42
	DKH-009G	RC-51 (RVT 1000 R)	00-06	530ZVM-X Gold	104	16	40
	DKH-010	CBR 250 R	09-13	520VX2	108	14	38
	DKH-011	VT 750 Shadow	98-03	525VX	122	17	41
	DKH-012G	919 (CB 900 F)	02-07	530VX Gold	114	16	43

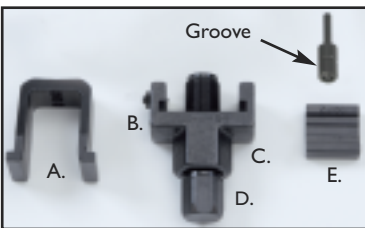
CHAIN KIT APPLICATIONS

Maker	Kit P/N	Application	Year	Chain	Length	Front	Rear
Kawasaki	DKK-001	ZX-6R Ninja (ZX600)	98-02	525VX	108	15	40
	DKK-002	ZX-6R Ninja (ZX600)	07-12	520VX2	112	16	43
	DKK-003	ZX-6R Ninja (ZX636)	03-04	520VX2	108	15	40
	DKK-004	ZX-6R Ninja (ZX636)	05-06	520VX2	110	15	43
	DKK-005	Ninja 650 R (EX650)	06-12	520VX2	114	15	46
	DKK-005	KLE 650 Versys	10-12	520VX2	114	15	46
	DKK-006G	ZX-10R Ninja (ZX1000)	04-05	525ZVM-X Gold	110	17	39
	DKK-007G	ZX-10R Ninja (ZX1000)	06-07	525ZVM-X Gold	108	17	40
	DKK-008G	ZX-10R Ninja (ZX1000)	08-10	525ZVM-X Gold	110	17	41
	DKK-009G	ZX-12R Ninja (ZX1200)	00-05	530ZVM-X Gold	116	18	46
	DKK-010G	ZX-14 Ninja (ZX1400)	06-11	530ZVM-X Gold	116	17	41
	DKK-011G	ZX-14 Ninja (ZX1400)	12-13	530ZVM-X Gold	118	17	42
	DKK-012	EX250 Ninja 250R	88-07	520VX2	106	14	45
	DKK-013	EX250 Ninja 250R	08-12	520VX2	106	14	45
	DKK-014G	VN800 Vulcan	97-05	530VX Gold	114	17	42
	DKK-015G	VN800 Vulcan Classic	96-05	530VX Gold	112	17	42
DKK-016G	VN800 Vulcan Drifter	00-06	530VX Gold	112	17	40	
Suzuki	DKS-001	GSX-R 600	01-05	525VX	110	16	45
	DKS-002	GSX-R 600	06-10	525VX	114	16	43
	DKS-003	GSX-R 600	11-13	525VX	114	16	43
	DKS-004	DL650 V-Strom	04-06	525VX	116	15	47
	DKS-005	DL650 V-Strom	07-12	525VX	118	15	47
	DKS-006	GSX-R 750	00-03	525VX	110	17	42
	DKS-007	GSX-R 750	04-05	525VX	110	17	43
	DKS-008	GSX-R 750	06-10	525VX	116	17	45
	DKS-009G	DL1000 V-Strom	02-12	525ZVM-X Gold	112	17	41
	DKS-010G	GSX-R 1000	01-06	530VX Gold	110	17	42
	DKS-011G	GSX-R 1000	07-08	530VX Gold	112	17	43
	DKS-012G	GSX-R 1000	09-13	530ZVM-X Gold	114	17	42
	DKS-013G	SV 1000S	03-07	530VX Gold	108	17	40
	DKS-014G	GSX-R 1300 Hayabusa	99-07	530ZVM-X Gold	112	17	40
	DKS-015G	GSX-R 1300 Hayabusa	08-13	530ZVM-X Gold	114	18	43
	DKS-016G	GSX1300 BK B-King	08-09	530ZVM-X Gold	118	18	43
	DKS-017	GSX-R 750	11-13	525VX	116	17	45
	DKS-018G	GSF 1250 S/SA/GSX 1250 Bandit	07-12	530ZVM-X Gold	118	18	43
Triumph	DKT-001	Daytona 675/R	06-13	525VX	116	16	47
	DKT-001	Street Triple / Street Triple R	08-13	525VX	116	16	47
Yamaha	DKY-001	FZ-6	04-09	530VX	118	16	46
	DKY-002	YZF-R6 (*530 Conversion)	99-02	530VX	116	16	48
	DKY-003	YZF-R6 (*530 Conversion)	03-05	530VX	116	16	48
	DKY-003	YZF-R6/S (*530 Conversion)	06-09	530VX	116	16	48
	DKY-004	YZF-R6	06-13	525VX	114	16	45
	DKY-005	FZ-1	01-05	530VX	116	16	44
	DKY-006	FZ-1	06-13	530ZVM-X	122	17	45
	DKY-007G	YZF-R1	98-03	530VX Gold	114	16	43
	DKY-008G	YZF-R1	04-05	530VX Gold	116	17	45
	DKY-009G	YZF-R1	06-08	530VX Gold	118	17	45
	DKY-010G	YZF-R1	09-13	530ZVM-X Gold	120	17	47
	DKY-011	FZ6R	09-13	520VX2	118	16	46
DKY-012	FZ8	10-12	525VX	122	16	46	

ZJ RIVET CONNECTING LINK

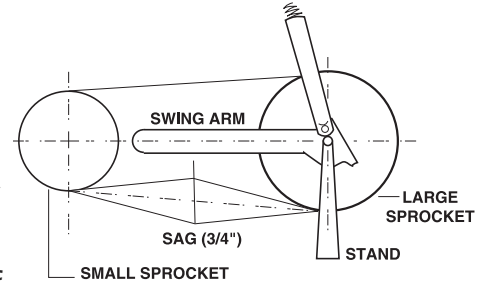
D.I.D.'s ZJ Rivet Type Connecting Link has comparable strength to that of the other links that compose the factory assembled chain body. This tremendous strength is the result of the new pin head designed to be precisely riveted in a uniform circular configuration with the KM500R chain tool.

ZJ rivet type connecting links are available for all of the V,VX, ZVM-X, VT, ZVM and Exclusive Racing Series chains and the 428NZ-530NZ series chains. ZJ rivet links are not currently available for 630V chains. All ZJ rivet style cover plates are press-fit.



A WORD ON SAG ADJUSTMENT

A drive chain that is too tight speeds up wear by excessive pressure on the sprocket teeth, the chain joints and the shaft bearings. A chain that is too loose will wear quickly and may have a whip action that can cause it to snap. A chain that is too tight or too loose will result in excessive elongation. Normal sag (see diagram) is 3/4"*. To check, press down on the top strand of the drive chain with your fingers. Tighten or loosen to achieve 3/4"*.



**This is normal sag, however, your specific motorcycle requirements may vary. Please consult your dealer or owners manual. For motocross motorcycles, please consult the owner's manual or a qualified mechanic.*

Cutting & Riveting Instructions for D.I.D. KM500R and KM501E* tools

- A. U-shaped holder
- B. Tool body
- C. Hexagon part of tool body
- D. Bolt head
- E. Plate holder
- F. Cutting pin (with groove)*

**All of the KM500R tools are equipped with the KM500R Cutting pins which are required to rivet 525ZVM-X, 530ZVM-X, 525VX and 530VX chains. If you are using the older KM500 or the KM501E tools you need to upgrade to the new KM500R pins in order to rivet 525ZVM-X, 530ZVM-X, 525VX and 530VX chains. The KM500R pins are compatible with KM500 and KM501E tools. The KM500R pins have a groove around the larger diameter portion of the pins.*

These unique tools are designed to cut chain, press fit connecting link side plates, and rivet pin heads. These tools are for use with D.I.D.'s ZJ rivet connecting link only.

The KM500R and KM501E tools may be used to cut any 520, 525, 50(530) or 532 chains. They may also be used to press side plates on to FJ press fit clip type connecting links.

If your motorcycle came with an endless type chain, it is strongly recommend that you use a ZJ rivet type connecting link when replacing your chain. Also for sealed chains, you are strongly recommended to use ZJ connecting links. The operation of cutting, pressing and riveting work with the KM500R or KM501E tools must be performed with complete adherence to the instructions.

Chain Cutting



1a. Before cutting, loosen chain using your rear wheel adjusters. Position your KM500R or KM501E over your chain on the bottom side of your swingarm; cut the pin on the right side of the link you choose. If your chain has a master link, cut the chain at the master link.



2a. Set the Cutting pin location on your chain tool's U-shaped holder to the point A position.



3a. To align the tool's Cutting pin with the chosen pin head, turn the tool's large bolt head clockwise "by hand" until the Cutting pin comes in contact with the pin head. At this point, make sure that the cutting pin is lined up with the center of the pin you wish to push out.



4a. Use a 27mm closed in wrench to hold firm the body of your chain tool while using a closed end 19mm wrench on the tool's hexagon bolt head to tighten. It will be easier to tighten the bolt if you position your wrenches 30° apart.

! D.I.D. chain tool is exclusively designed for use only with D.I.D. ZJ type connecting links. D.I.D. ZJ type connecting links are strongly recommended when a particular type of connecting link is not designated as an original part of the motorcycle. For sealed chains, you are strongly recommended to use ZJ connecting links. The operation in cutting and riveting work with the D.I.D. chain tool must be performed with complete adherence to the instruction manual enclosed.

! The displacement charts in this brochure are for reference only; displacement limitations may vary from model to model. Displacement guidelines are NOT applicable for converted (modified) motorcycles, chain conversions from Original Equipment Manufacturer's required size chain, or racing motorcycles. If your stock motorcycle came with an "endless" chain, a replacement chain must be installed with a rivet type connecting link.


CHAIN INSTALLATION



5a. Turn 19mm wrench clockwise on the tool's Hexagon bolt head to push the pin completely out.



6a. After pushing the pin out, disassemble the chain tool from the chain.




7a. Connect new chain to the old chain using a wire or connecting link. Shift into neutral and slowly pull the old chain under the swingarm toward the rear which pulls the new chain from the top towards the front sprocket. When new chain goes around the front sprocket and out under the swingarm, disconnect the old chain and pull both ends together under the swingarm.




8a. Before installing the connecting link, be sure to put a heavy coat of the supplied grease into the holes of the bushings of the new chains' links, and on the surface of the connecting link's pins. If you are installing an O-Ring or X-Ring® chain, don't forget to put heavily greased O-Rings or X-Rings on the pins between the sideplates on both sides of the chain.

Press Fitting Connecting Link Side Plates



9a. With the inside of the connecting link pushed into place holding the chain together with the pins sticking out the outside of the chain, slide the O-Rings/X-Rings® into place and temporarily press the other side plate on the pins by hand. Set the Cutting pin location on your chain tool's U-shaped holder to the point A position.



10a. Slide the U-shaped portion of the tool over the inside of the connecting link. Carefully line up the dimples on the inside of the U-shaped holder with the pin heads of the connecting link. The Cutting pin also needs to be flipped over to where the rivet side is pointed out. Fit the Tool body together and position the Plate holder onto the sideplate that needs to be pressed on. (For FJ clip type links, flip Plate holder over.) Slide the pin's riveting side into the Plate holder and slide the pin side into the inside of the tool.




11a. Hold the hexagon part of the tool body with a 27mm closed end wrench and turn the bolt with a 19mm closed in wrench clockwise until the top of the pins make contact with the groove in the Plate holder.



12a. After pressing the sideplate on, disassemble the chain tool and remove it from the chain. The next step is to flare out the pins heads for ZJ (Rivet type) or installing the slide clip for the FJ (Clip type) master link.

Riveting ZJ Connecting Link Pin Heads



13a. Position the U-shaped holder as seen above.
13b. For clip type (FJ) install the open end of the clip so that it faces in the opposite direction of the chain drive direction.



14a. Set aside the Plate Holder and set the pin on the tool body to the B position to flare out the pin heads.



15a. Hold the hexagon part of the tool body by with a 27mm closed in wrench, and the bolt head with a 19mm closed end wrench; turn clockwise until the flare part of the pin head makes contact with the surface of the side plate.



16a. Example of proper flared pin head. If your pin heads are not flared to this extent, Realign chain tool and flare pin heads until they look like the above. If pin heads have cracks or link is stiff, remove link and install a new one.

16a. FLARE DIMENSIONS

0.213" to 0.220".....520V

0.217" to 0.228".....525V

0.217" to 0.228".....530V

0.217" to 0.228".....532ZLV

0.217" to 0.228".....520ERV3

0.217" to 0.228".....520ZVM2

0.217" to 0.228".....525ZVM2

0.217" to 0.228".....530ZVM2

0.217" to 0.228".....520ZVM-X

0.217" to 0.228".....520VX2

0.217" to 0.228".....520VM

0.217" to 0.228".....525VM2

0.217" to 0.228".....530VM

0.217" to 0.228".....520ATV

0.217" to 0.228".....520VT2

0.217" to 0.228".....520NZ

0.217" to 0.228".....525NZ

0.217" to 0.228".....530NZ

0.217" to 0.228".....520DZ2

0.217" to 0.228".....520MX

0.217" to 0.228".....520ERT2

0.224" to 0.236".....*525ZVM-X, 530ZVM-X, 525VX & 530VX

*Note: Make sure that the Cutting pin has a groove if you are riveting the 525ZVM-X, 530ZVM-X, 525VX and 530VX chains. These chains can not be riveted by the old Cutting pins.



D.I.D motorcycle chains undergo many quality controls during manufacturing. Except for faulty materials and workmanship, the following are excluded from our responsibility; normal wear, incorrect fitment, poor maintenance, any alternation of the motorcycle, or racing use.



DirtStar® rims' origin dates back to around the turn of the 20th century. D.I.D started as a wooden bicycle rim manufacturer in Japan in 1903. As technology advanced, materials have changed from wood to steel and aluminum. Even though much time has passed since D.I.D's entrepreneurship first began, the spirit of perfection still carries on.

DIRTSTAR® ORIGINAL RIMS

D.I.D's Original Rims are designed for Motocross Racing. All DirtStar® rims are made from 7 series aluminum alloy and the Originals are stronger than stock (OE) rims. They are also designed to be compatible with OE hubs, spokes and nipples.

DirtStar® rims always run true and they are easy to lace up. The Original rims not only look great but are now available at low affordable prices.



- DirtStar® Originals are Stronger Than OE Rims
- OE/Stock Hubs, Spokes & Nipples Compatible
- Designed for MX and Offroad Racing
- Easy to Lace Up - True Running

D.I.D
DIRTSTAR
RIMS
Original Rims
Stronger Than Stock
Great Value!
Silver or Black

DirtStar® is a USA registered trade mark of D.I.D Daido Kogyo, Co., Ltd.

2013 AMA MOTOCROSS RESULTS

NAME	CHAIN	RIMS
1 Ryan Villopoto	D.I.D	DIRTSTAR
2 Ryan Dungey	D.I.D	DIRTSTAR
3 Justin Barcia	D.I.D	DIRTSTAR
4 Trey Canard	D.I.D	DIRTSTAR
5 James Stewart	D.I.D	-
6 Jake Weimer	D.I.D	DIRTSTAR
7 Andrew Short	-	-
8 Broc Tickle	D.I.D	DIRTSTAR
9 Mike Alessi	-	-
10 Josh Grant	-	-



Eli Tomac
Geico Powersports
2013 AMA 250
Motocross Champion

DIRTSTAR® RIMS

DIRTSTAR® LT-X AND ST-X RIMS

D.I.D's new DirtStar® LT-X and ST-X rims are dominating Saturday night podiums with un-paralleled performance. The DirtStar® LT-X model is Lightweight while maintaining the same strength as our competitors' strongest rim. For Enduros and Desert where

strength is mandatory, the DirtStar® ST-X model is recommended. The ST-X is 15% stronger than LT-X but only a fraction heavier. The D.I.D DirtStar® series makes the difference between winning or losing.



D.I.D.
DIRTSTAR®
RIMS

LT-X

Lightweight
But Strong
Silver or Black

D.I.D.
DIRTSTAR®
RIMS

ST-X

15% Stronger
Black Only



Chad Reed
Discount Tire
Two Two Motorsports

					DIRTSTAR® ORIGINALS		LT-X (LIGHT)		ST-X (STRONG)		
Maker	F/R	Model	Year	Rim size	Black	Silver	Black	Silver	Black		
Honda	Front	CR125R	02-07	21x1.60	21X160VB01H	21X160VS01H	21X160LTB01H	21X160LTS01H	21X160STB01H		
		CR250R	02-07	21x1.60	21X160VB01H	21X160VS01H	21X160LTB01H	21X160LTS01H	21X160STB01H		
		CRF250R	04-14	21x1.60	21X160VB01H	21X160VS01H	21X160LTB01H	21X160LTS01H	21X160STB01H		
		CRF250X	04-14	21x1.60	21X160VB01H	21X160VS01H	21X160LTB01H	21X160LTS01H	21X160STB01H		
		CRF450R	02-14	21x1.60	21X160VB01H	21X160VS01H	21X160LTB01H	21X160LTS01H	21X160STB01H		
		CRF450X	04-14	21x1.60	21X160VB01H	21X160VS01H	21X160LTB01H	21X160LTS01H	21X160STB01H		
	Rear	CR500R	02-07	21x1.60	21X160VB01H	21X160VS01H	21X160LTB01H	21X160LTS01H	21X160STB01H		
		CR125R	02-07	19x1.85	19X185VB01H	19X185VS01H	19X185LTB01H	19X185LTS01H	19X185STB01H		
		CR250R	02-07	19x2.15	19X215VB01H	19X215VS01H	19X215LTB01H	19X215LTS01H	19X215STB01H		
		CRF250R	04-14	19x1.85	19X185VB01H	19X185VS01H	19X185LTB01H	19X185LTS01H	19X185STB01H		
		CRF250X	04-14	18x2.15	18X215VB01H	18X215VS01H	-	-	18X215STB01H		
		CRF450R	02-14	19x2.15	19X215VB01H	19X215VS01H	19X215LTB01H	19X215LTS01H	19X215STB01H		
		CRF450X	04-14	18x2.15	18X215VB01H	18X215VS01H	-	-	18X215STB01H		
		CR500R	02-07	19x2.15	19X215VB01H	19X215VS01H	19X215LTB01H	19X215LTS01H	19X215STB01H		
Maker	F/R	Model	Year	Rim size	Black	Silver	Black	Silver	Black		
Yamaha	Front	YZ280/85	94-14	19x1.40	19X140VB01Y	19X140VS01Y	-	-	-		
		YZ125	96-14	21x1.60	21X160VB01Y	21X160VS01Y	21X160LTB01Y	21X160LTS01Y	21X160STB01Y		
		YZ250	93-14	21x1.60	21X160VB01Y	21X160VS01Y	21X160LTB01Y	21X160LTS01Y	21X160STB01Y		
		YZ250F	01-14	21x1.60	21X160VB01Y	21X160VS01Y	21X160LTB01Y	21X160LTS01Y	21X160STB01Y		
		WR250F	04-14	21x1.60	21X160VB01Y	21X160VS01Y	21X160LTB01Y	21X160LTS01Y	21X160STB01Y		
		YZ400/426F	98-02	21x1.60	21X160VB01Y	21X160VS01Y	21X160LTB01Y	21X160LTS01Y	21X160STB01Y		
		WR400/426F	98-02	21x1.60	21X160VB01Y	21X160VS01Y	21X160LTB01Y	21X160LTS01Y	21X160STB01Y		
		YZ450F	03-14	21x1.60	21X160VB01Y	21X160VS01Y	21X160LTB01Y	21X160LTS01Y	21X160STB01Y		
		WR450F	03-14	21x1.60	21X160VB01Y	21X160VS01Y	21X160LTB01Y	21X160LTS01Y	21X160STB01Y		
	Rear	YZ280/85	94-14	16x1.85	16X185VB01Y	16X185VS01Y	-	-	-		
		YZ125	95-14	19x1.85	19X185VB01Y	19X185VS01Y	19X185LTB01Y	19X185LTS01Y	19X185STB01Y		
		YZ250	95-14	19x2.15	19X215VB01Y	19X215VS01Y	19X215LTB01Y	19X215LTS01Y	19X215STB01Y		
		YZ250F	98-14	19x1.85	19X185VB01Y	19X185VS01Y	19X185LTB01Y	19X185LTS01Y	19X185STB01Y		
		YZ400/426F	99-02	19x2.15	19X215VB01Y	19X215VS01Y	19X215LTB01Y	19X215LTS01Y	19X215STB01Y		
		YZ450F	03-14	19x2.15	19X215VB01Y	19X215VS01Y	19X215LTB01Y	19X215LTS01Y	19X215STB01Y		
		WR450F	03-14	18x2.15	18X215VB01Y	18X215VS01Y	-	-	18X215STB01Y		
		Maker	F/R	Model	Year	Rim size	Black	Silver	Black	Silver	Black
		Suzuki	Front	RM125	01-08	21x1.60	21X160VB01S	21X160VS01S	21X160LTB01S	21X160LTS01S	21X160STB01S
RM250	01-08			21x1.60	21X160VB01S	21X160VS01S	21X160LTB01S	21X160LTS01S	21X160STB01S		
RM-Z250	04-14			21x1.60	21X160VB01S	21X160VS01S	21X160LTB01S	21X160LTS01S	21X160STB01S		
RM-Z450	05-14			21x1.60	21X160VB01S	21X160VS01S	21X160LTB01S	21X160LTS01S	21X160STB01S		
RMX450Z	10-11			21x1.60	21X160VB01S	21X160VS01S	21X160LTB01S	21X160LTS01S	21X160STB01S		
DR-Z250	01-07			21x1.60	21X160VB01S	21X160VS01S	21X160LTB01S	21X160LTS01S	21X160STB01S		
Rear	RM125		96-08	19x1.85	19X185VB01S	19X185VS01S	19X185LTB01S	19X185LTS01S	19X185STB01S		
	RM250		96-08	19x2.15	19X215VB01S	19X215VS01S	19X215LTB01S	19X215LTS01S	19X215STB01S		
	RM-Z250		05-14	19x1.85	19X185VB01S	19X185VS01S	19X185LTB01S	19X185LTS01S	19X185STB01S		
	RM-Z450		05-14	19x2.15	19X215VB01S	19X215VS01S	19X215LTB01S	19X215LTS01S	19X215STB01S		
	RM-X450Z		10-11	18x2.15	18X215VB01S	18X215VS01S	-	-	-		
	Maker		F/R	Model	Year	Rim size	Black	Silver	Black	Silver	Black
Kawasaki	Front	KX125	03-08	21x1.60	21X160VB01K	21X160VS01K	21X160LTB01K	21X160LTS01K	21X160STB01K		
		KX250	99-08	21x1.60	21X160VB01K	21X160VS01K	21X160LTB01K	21X160LTS01K	21X160STB01K		
		KX250F	04-14	21x1.60	21X160VB01K	21X160VS01K	21X160LTB01K	21X160LTS01K	21X160STB01K		
		KLX250S	98-14	21x1.60	21X160VB01K	21X160VS01K	21X160LTB01K	21X160LTS01K	21X160STB01K		
		KX450F	06-14	21x1.60	21X160VB01K	21X160VS01K	21X160LTB01K	21X160LTS01K	21X160STB01K		
		KLX450R	08-14	21x1.60	21X160VB01K	21X160VS01K	21X160LTB01K	21X160LTS01K	21X160STB01K		
	Rear	KX125	00-08	19x1.85	19X185VB01K	19X185VS01K	19X185LTB01K	19X185LTS01K	19X185STB01K		
		KX250	97-08	19x2.15	19X215VB01K	19X215VS01K	19X215LTB01K	19X215LTS01K	19X215STB01K		
		KX250F	04-14	19x1.85	19X185VB01K	19X185VS01K	19X185LTB01K	19X185LTS01K	19X185STB01K		
		KLX250	98-14	18x2.15	18X215VB01K	18X215VS01K	-	-	-		
		KX450F	06-14	19x2.15	19X215VB01K	19X215VS01K	19X215LTB01K	19X215LTS01K	19X215STB01K		
		KLX450R	08-14	18x2.15	18X215VB01K	18X215VS01K	-	-	-		
		KX500	95-04	19x2.15	19X215VB01K	19X215VS01K	19X215LTB01K	19X215LTS01K	19X215STB01K		
		Maker	F/R	Model	Year	Rim size	Black	Silver	Black	Silver	Black
KTM	Front	SX Models	96-14	21x1.60	21X160VB01T	21X160VS01T	21X160LTB01T	21X160LTS01T	21X160STB01T		
		SX-F Models	96-14	21x1.60	21X160VB01T	21X160VS01T	21X160LTB01T	21X160LTS01T	21X160STB01T		
		XC Models	96-14	21x1.60	21X160VB01T	21X160VS01T	21X160LTB01T	21X160LTS01T	21X160STB01T		
		XC Models	96-14	21x1.60	21X160VB01T	21X160VS01T	21X160LTB01T	21X160LTS01T	21X160STB01T		
		XC-F Models	96-14	21x1.60	21X160VB01T	21X160VS01T	21X160LTB01T	21X160LTS01T	21X160STB01T		
		XC-W Models	96-14	21x1.60	21X160VB01T	21X160VS01T	21X160LTB01T	21X160LTS01T	21X160STB01T		
		SX Models	96-14	19x2.15	19X215VB01T	19X215VS01T	19X215LTB01T	19X215LTS01T	19X215STB01T		
	Rear	SX-F Models	96-14	19x2.15	19X215VB01T	19X215VS01T	19X215LTB01T	19X215LTS01T	19X215STB01T		
		XC Models	96-14	18x2.15	18X215VB01T	18X215VS01T	-	-	18X215STB01T		
		XC Models	96-14	18x2.15	18X215VB01T	18X215VS01T	-	-	18X215STB01T		
		XC-F Models	96-14	18x2.15	18X215VB01T	18X215VS01T	-	-	18X215STB01T		
		XC-W Models	96-14	18x2.15	18X215VB01T	18X215VS01T	-	-	18X215STB01T		

CHAIN SPECIFICATIONS

Model No.	Pin Length		Roller Dia. mm	Plate Thickness		Weight		Tensile Strength		Seal Type	Wear Resistance Index: Std. Chain = 100	Connecting Link	
	mm	in.		Inner mm	Outer mm	Kgs/100 Links	Lbs./100 Links	Average KN	Lbs.			Rivet	Clip
EXCLUSIVE RACING ER			D.I.D ER chain is designed exclusively for motorcycle racing. This high performance, light weight chain provides the winning edge in world class competition.										
415ERZ	13.50	0.531	7.77	1.5	1.5	0.66	1.45	20.2	4,540	-	410	√ OPTION	√ INCLUDED
520ERS2	16.75	0.659	10.16	1.8	1.8	1.15	2.53	25.9	5,830	-	360	√ OPTION	√ INCLUDED
520ERT2	17.60	0.693	10.16	2.0	2.0	1.36	2.99	36.0	8,100	-	430	√ OPTION	√ INCLUDED
520MX	18.60	0.732	10.16	2.2	2.2	1.56	3.43	39.7	8,930	-	440	√ OPTION	√ INCLUDED
520ERV3	18.60	0.732	10.22	2.0	2.0	1.50	3.30	38.5	8,660	X	3,100	√ INCLUDED	N/A
SUPER STREET X-RING® ZVM-X GREATEST WEAR RESISTANCE			D.I.D Super Street Chains feature the new X-Ring® designed for maximum wear resistance. Super Street Chains are the strongest, longest wearing high performance drive chains available.										
520ZVM-X	21.00	0.830	10.22	2.2	2.2	1.63	3.59	38.9	8,745	X	3,500	√ INCLUDED	N/A
525ZVM-X	23.20	0.913	10.32	2.4	2.6	2.11	4.65	46.3	10,408	X	4,000	√ INCLUDED	N/A
530ZVM-X	24.90	0.980	10.32	2.4	2.6	2.20	4.85	46.3	10,408	X	4,000	√ INCLUDED	N/A
PRO-STREET X-RING® VX			VX Series Chains have Greater Rigidity and Wear resistance compared to our previous VM Series. A patented low friction X-Ring® is used for maximum performance.										
428VX	20.65	0.813	8.60	2.0	2.0	1.21	2.66	33.0	7,420	X	2,700	√ OPTION	√ INCLUDED
520VX2	18.70	0.736	10.22	2.0	2.0	1.52	3.35	36.5	8,210	X	3,500	√ OPTION	√ INCLUDED
525VX	21.80	0.858	10.32	2.2	2.2	1.84	4.05	41.0	9,220	X	3,600	√ INCLUDED	√ OPTION
530(50)VX	23.30	0.917	10.32	2.2	2.2	1.94	4.27	41.0	9,220	X	3,800	√ INCLUDED	N/A
532ZLV	24.80	0.976	11.10	2.4	2.4	2.20	4.85	43.4	9,750	X	3,300	√ INCLUDED	N/A
PROFESSIONAL O-RING V			The Professional O-Ring Series is a high quality O-Ring chain with excellent wear resistance. D.I.D Professional V Series chain is a great value O-Ring chain.										
420V	16.90	0.665	7.77	1.5	1.5	0.73	1.60	15.8	3,560	O	700	√ OPTION	√ INCLUDED
630V	25.30	0.996	11.96	2.4	2.4	2.96	6.52	48.1	10,820	O	2,050	√ OPTION	√ INCLUDED
SUPER NON-O-RING NZ			Feature: • SDH treatment on pins • Quad-riveted pins • Solid bushing										
420NZ3	16.75	0.659	7.77	1.8	1.8	0.82	1.81	21.9	4,930	-	410	N/A	√ INCLUDED
428NZ	18.90	0.744	8.50	2.0	2.0	1.00	2.20	25.5	5,740	-	410	√ OPTION	√ INCLUDED
520DZ2	17.65	0.695	10.16	2.0	2.0	1.40	3.08	35.0	7,870	-	410	√ OPTION	√ INCLUDED
520NZ	18.35	0.722	10.20	2.2	2.2	1.61	3.54	35.8	8,050	-	410	√ OPTION	√ INCLUDED
525NZ	20.60	0.811	10.22	2.4	2.2	1.81	3.99	39.2	8,820	-	410	√ OPTION	√ INCLUDED
530(50)NZ	22.55	0.888	10.20	2.4	2.4	1.85	4.07	38.3	8,600	-	410	√ OPTION	√ INCLUDED
ENDURO RACING X-RING® VT			Narrow width of X-Ring® allows chain to be used on bikes originally equipped with Non-O-Ring chain. Consult DID or your dealer for application										
520VT2	18.70	0.736	10.16	2.0	2.0	1.49	3.28	37.5	8,440	X	3,060	√ OPTION	√ INCLUDED
ATV RACING X-RING® ATV			D.I.D's 520ATV X-Ring® chain was designed exclusively for the severe demands of ATV racing.										
520ATV	21.00	0.827	10.22	2.2	2.2	1.66	3.65	33.9	7,610	X	3,250	√ OPTION	√ INCLUDED
STANDARD CHAINS			Feature: • Solid rollers • Shot-peened parts • Reduced Friction • Special alloy steel • Made in Japan										
420D	14.75	0.581	7.77	1.5	1.5	0.70	1.54	17.7	3,970	-	100	N/A	√ INCLUDED
428D	16.70	0.657	8.50	1.5	1.5	0.84	1.84	18.8	4,230	-	100	N/A	√ INCLUDED
428HD	18.90	0.744	8.50	2.0	2.0	1.00	2.20	23.4	5,250	-	100	N/A	√ INCLUDED
520	17.50	0.689	10.16	2.0	2.0	1.42	3.12	29.8	6,700	-	100	N/A	√ INCLUDED
525	18.60	0.732	10.16	2.0	2.0	1.49	3.28	30.8	6,930	-	100	N/A	√ INCLUDED
530	20.30	0.799	10.16	2.0	2.0	1.68	3.71	30.8	6,930	-	100	N/A	√ INCLUDED

NOTES 1. Clip type of master links for 415ERZ, 520ERS2, ERT2, MX, 420V, 420NZ3, and 520DZ2 are loose fit.

2. Seal Type: O = O-Ring, X = X-Ring®

3. Pitch: 415/420/428 = 12.70mm (1/2"), 520/525/50(530)/532 = 15.875mm (5/8"), 630/632 = 19.05mm (3/4")

4. Width: 415 = 4.76mm (.187"), 420/520 = 6.35mm (.250") • 428 = 7.94mm (.313"), 525 = 7.93mm (.312") • 50(530)/630/632 = 9.53mm (.375")

5. D.I.D chain will be continually improved and up-dated without notice to meet the ever increasing demands of modern machines.

Connecting links between chain types and models are NOT interchangeable. You must use connecting link designed for your specific chain.

EXAMPLE: 520VX2 connecting links are NOT compatible with 520ZVM-X chains.



Valentino Rossi
Yamaha Factory



D.I.D.
DIRTSTAR®
RIMS

D.I.D.®
Racing Chain
Powered by Technology

D.I.D Co., Ltd.
12-12 Minami-Semba, 2-Chome
Chuo-Ku, Osaka, 542-0081 Japan
Phone: Int'l 1-81-6-6251-2028
Fax: Int'l 1-81-6-6258-3230

Daido Corporation of America
1031 Fred White Blvd.,
Portland, TN 37148
Phone: 615.323.4020 • Fax: 615.323.4015
www.didchain.com